

Marshall Public Schools
Treasurer's Report
For the Month Ended October 31,2019

Account Numbers	Fund Description	Beginning Balance	Adjustments	Receipts	Disbursements	Payroll/Benefits	Ending Balance
01-101.000	General	4,257,403.85	(1,159,003.74)	3,327,150.68	(801,839.39)	(2,310,487.74)	3,313,223.66
02-101.000	Food Service	263,578.10	(7,501.93)	191,592.95	(207,858.65)	0.00	239,810.47
03-101.000	Transportation	360,332.36	121,095.00	1,041.37	(1,327.65)	(18,627.05)	462,514.03
04-101.000	Community Service	759,591.16	(25.48)	372,529.64	(187,070.84)	(75,796.62)	869,227.86
05-101.000	Capital Outlay	668,173.50	55,837.00	8,025.05	(237,267.01)	(2,055.13)	492,713.41
06-101-000	QZAB Outlay	23,651.67	367,159.18	0.00	(358,591.18)	0.00	32,219.67
47-101.000	OPEB Redemption	92,485.66	0.00	48,880.18	0.00	0.00	141,365.84
07-101.000	Debt Redemption	1,934,312.51	0.00	1,039,266.71	0.00	0.00	2,973,579.22
		<u>8,359,528.81</u>	<u>(622,439.97)</u>	<u>4,988,486.58</u>	<u>(1,793,954.72)</u>	<u>(2,406,966.54)</u>	<u>8,524,654.16</u>

SUMMARY OF INVESTMENTS

Fund Numbers	Fund Description	Beginning Balance	Transactions	Interest Earned	Maturities	Ending Balance
01-104.000	General	2,694,900.74	2,500,000.00	4,089.77	(1,500,000.00)	3,698,990.51
02-104.000	Food Service	0.00				0.00
03-104.000	Transportation	0.00				0.00
04-104.000	Community Service	0.00				0.00
05-104.000	Capital Outlay	0.00				0.00
06-104-000	Mn Trust Operating	6,807.69				6,807.69
06-104-007	Fac Maint Bond 2019A PMA	1,064,295.39		5,096.21		1,069,391.60
06-104-010	School Bond 2019B PMA	29,846,634.25		5,801.79	(367,159.18)	29,485,276.86
07-104.007	Debt Redemption	0.00				0.00
25-104.000	Bremer OPEB Trust	934,527.70	8,968.73	197.69		943,694.12
		<u>34,547,165.77</u>	<u>2,508,968.73</u>	<u>15,185.46</u>	<u>(1,867,159.18)</u>	<u>35,204,160.78</u>

Account Number	Fund Description	Balance Per Bank Statement	Outstanding Checks	Outstanding Deposits	Treasurer's End of The Month Bal.	
XXX7015	Wells Fargo - General	0.00				0.00
XXX6325	Bremer-Main Acct	686,534.44	188,148.05	9,975.45	508,361.84	
XXX3460	LaSalle Bank N.A. - Oper.	0.00			0.00	
XXX083	MSDLAF	8,016,292.32			8,016,292.32	
XXX7049	Wells Fargo - Bond	0.00			0.00	
xxx4706	Bremer OPEB Trust				0.00	
Grand Totals		<u>8,702,826.76</u>	<u>188,148.05</u>	<u>9,975.45</u>	<u>8,524,654.16</u>	0.00

MSDLAF Schedule of YTD Activity

Date	Activity	Amount	Running Balance
10/7/2019	Purchasing Card	159,725.46	7,831,702.91
10/10/2019	MN Fin Title/Pathways	41,634.59	7,873,337.50
10/15/2019	Ideas Payment	601,905.50	8,475,243.00
10/23/2019	MN Fin FS	101,154.19	8,576,397.19
10/24/2019	To Bremer	500,000.00	8,076,397.19
10/31/2019	To Bremer	1,200,000.00	6,876,397.19
10/31/2019	Ideas Payment	1,070,799.11	7,947,196.30
10/31/2019	Title I Payment	55,443.68	8,002,639.98
10/31/2019	Interest	13,652.34	8,016,292.32

BREMER BANK

PO Box 1000
Lake Elmo, MN 55042-1000

Last statement: September 30, 2019
This statement: October 31, 2019
Total days in statement period: 31

Page 1 of 3
XXXXXX2365
(0)

3
INDEPENDENT SCHOOL DISTRICT 413
MONEY MARKET ACCOUNT
401 S SARTOGA ST
MARSHALL MN 56258

Direct inquiries to:
Your Local Branch or, 800-908-Bank
(2265)

Bremer Bank National Association
372 St Peter St
St Paul MN 55102

Money Market Premier Business

Account number	XXXXXX2365	Beginning balance	\$2,694,900.74
Low balance	\$1,194,900.74	Total additions	2,504,089.77
Average balance	\$2,533,610.42	Total subtractions	1,500,000.00
Avg collected balance	\$2,533,610	Ending balance	\$3,698,990.51
Interest paid year to date	\$58,394.58		

DEBITS

Date	Description	Subtractions
10-15	' Cash Mgmt Trsfr Dr REF 2880608L FUNDS TRANSFER TO DEP 6126325 FROM	1,000,000.00
10-16	' Cash Mgmt Trsfr Dr REF 2890710L FUNDS TRANSFER TO DEP 6126325 FROM	500,000.00

CREDITS

Date	Description	Additions
10-24	' Cash Mgmt Trsfr Cr REF 2970658L FUNDS TRANSFER FRMDEP 6126325 FROM	2,500,000.00
10-31	' Interest Credit	4,089.77

DAILY BALANCES

Date	Amount	Date	Amount	Date	Amount
09-30	2,694,900.74	10-16	1,194,900.74	10-31	3,698,990.51
10-15	1,694,900.74	10-24	3,694,900.74		



**Marshall ISD 413 Operating
Month End Investment Reconciliation**

October-19

Total Portfolio Per Books on 9/30/2019: **\$6,807.69**

\$0.00 New Money Wired Into Portfolio In October

10/31/19 \$10.50 Interest at MnTrust

\$0.00 Total Wired Out In October

Total Portfolio Per Books on 10/31/2019: **\$6,818.19**

Reconciliation to Bank Balances

10/31/19 \$0.00 Original Cost of Portfolio

Cash Balances **\$6,818.19** Ending Balance Operating MN TRUST

Actual Cash Position **\$6,818.19**

\$0.00 Gross Difference between Cash and Books

\$0.00 Total Accrued Int.and Premium Paid in October 19

\$10.50 Total Interest Received in October 19

\$0.00 Total Wired Out in October 19



Total Portfolio Report CAR

As of: 10/31/19

PMA Financial Network

2135 CityGate Lane
7th Floor
Naperville, Illinois 60563
Telephone . 630-657-6400
Facsimile . 630-718-8701

MARSHALL ISD 413 / OPERATING

584

Type	Trans	SEQ	Purchase	Maturity	Instrument	Par-Val/Mat. Val.	Original Cost	Rate
MM					Investment Shares Portfolio	\$6,818.19	\$6,818.19	

Note: Weighted Yield & Weighted Average Portfolio Maturity are calculated only on the CD, CP, & SEC desk.

Total Amount -->

\$6,818.19

\$6,818.19

Time and Dollar Weighted Portfolio Yield: **0.000 %**

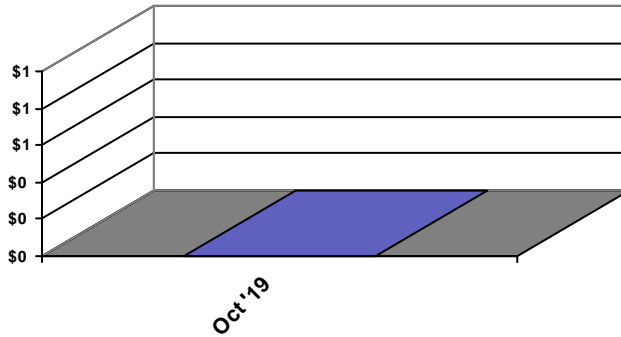
Weighted Average Portfolio Maturity: **0.00 Days**

MM: 100.00%

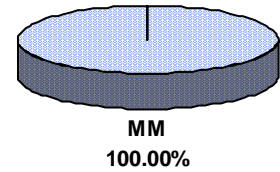
CD's: 0.00%

CP: 0.00%

SEC: 0.00%



Portfolio Maturity Summary - Maturing \$/Month



Portfolio Allocation by Transaction Type



MN TRUST Monthly Statement

(30558-204) Facility Maint. Bonds 2019A (Municipal Advisory Account)

Statement Period
Oct 1, 2019 to Oct 31, 2019

Statement for the Account of:
MARSHALL ISD 413

ACTIVITY SUMMARY

INVESTMENT POOL SUMMARY

	IS
Beginning Balance	\$325,819.39
Dividends	\$623.78
Credits	\$246,872.43
Checks Paid	\$0.00
Other Debits	\$0.00
Ending Balance	\$573,315.60
Average Monthly Rate	1.81%

PLEASE NOTE: THE FUND WILL BE CLOSED
NOVEMBER 11TH AND NOVEMBER 28TH IN
OBSERVANCE OF THE VETERANS DAY AND
THANKSGIVING DAY HOLIDAYS

TOTAL IS **\$573,315.60**

TOTAL FIXED INCOME **\$1,036,555.42**

ACCOUNT TOTAL **\$1,609,871.02**

MARSHALL ISD 413

Dion Caron
401 SOUTH SARATOGA STREET
MARSHALL, MN 56258



MN TRUST Monthly Statement

(30558-205) School Building Bonds 2019B (Municipal Advisory Account)

Statement Period

Oct 1, 2019 to Oct 31, 2019

Statement for the Account of:

MARSHALL ISD 413

ACTIVITY SUMMARY

INVESTMENT POOL SUMMARY

	IS
Beginning Balance	\$1,290,611.83
Dividends	\$1,720.98
Credits	\$754,080.81
Checks Paid	\$0.00
Other Debits	(\$367,159.18)
Ending Balance	\$1,679,254.44
Average Monthly Rate	1.81%

PLEASE NOTE: THE FUND WILL BE CLOSED NOVEMBER 11TH AND NOVEMBER 28TH IN OBSERVANCE OF THE VETERANS DAY AND THANKSGIVING DAY HOLIDAYS

TOTAL IS **\$1,679,254.44**

TOTAL FIXED INCOME **\$27,806,022.42**

ACCOUNT TOTAL **\$29,485,276.86**

MARSHALL ISD 413

Dion Caron

401 SOUTH SARATOGA STREET

MARSHALL, MN 56258



Account Statement

For the Month Ending **October 31, 2019**

Consolidated Summary Statement

Marshall Independent School District #413

Portfolio Summary

Portfolio Holdings	Cash Dividends and Income	Closing Market Value	Current Yield
MSDLAF+ Liquid Class	1,977.71	327,107.62	1.82 %
MSDLAF+ MAX Class	11,674.63	7,689,184.70	1.91 %
Total	\$13,652.34	\$8,016,292.32	

Investment Allocation

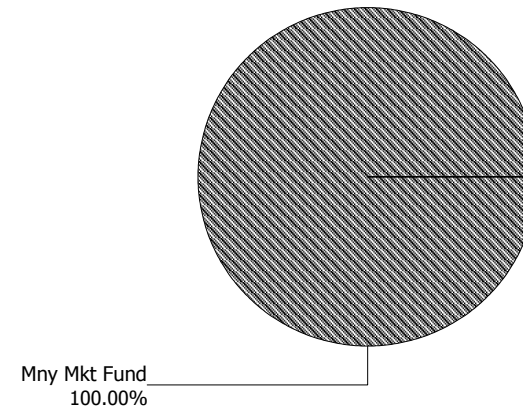
Investment Type	Closing Market Value	Percent
Money Market Mutual Fund	8,016,292.32	100.00
Total	\$8,016,292.32	100.00%

Maturity Distribution (Fixed Income Holdings)

Portfolio Holdings	Closing Market Value	Percent
Under 30 days	8,016,292.32	100.00
31 to 60 days	0.00	0.00
61 to 90 days	0.00	0.00
91 to 180 days	0.00	0.00
181 days to 1 year	0.00	0.00
1 to 2 years	0.00	0.00
2 to 3 years	0.00	0.00
3 to 4 years	0.00	0.00
4 to 5 years	0.00	0.00
Over 5 years	0.00	0.00
Total	\$8,016,292.32	100.00%

Weighted Average Days to Maturity 1

Sector Allocation





Account Statement

For the Month Ending **October 31, 2019**

Consolidated Summary Statement

Marshall Independent School District #413

Account Number	Account Name	Opening Market Value	Purchases / Deposits	Redemptions / Sales/ Maturities	Unsettled Trades	Change in Value	Closing Market Value	Cash Dividends and Income
600083	Marshall ISD #413	7,830,136.93	3,384,515.89	(3,305,695.31)	0.00	0.00	7,908,957.51	13,578.82
600791	P- Card Program	161,291.44	105,768.83	(159,725.46)	0.00	0.00	107,334.81	73.52
Total		\$7,991,428.37	\$3,490,284.72	(\$3,465,420.77)	\$0.00	\$0.00	\$8,016,292.32	\$13,652.34

Overview of Your Account - 544706 Independent School District 413 (Marshall Public Schools) OPEB Rev Trust

Investment Objective: Balanced

Activity Summary

	This Period (\$)	Year to Date (\$)
Beginning Market Value	934,527.70	929,517.68
Cash and security transfers	0.00	0.00
Contributions	0.00	0.00
Income & Capital Gain Distributions	197.69	7,076.55
Withdrawals and fees	-708.76	-2,833.94
Change in Account Value	9,677.49	9,933.83
Market Value on Oct 31, 2019	\$943,694.12	\$943,694.12

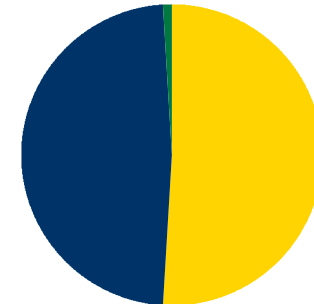
Income Earned

	This Period (\$)	Year to Date (\$)
Taxable Income	0.00	0.00
Tax-Exempt Income	197.69	7,076.55
Tax-Deferred Income	0.00	0.00
Total Income Earned	\$197.69	\$7,076.55
Total Short Term Realized Capital Gain/Loss	\$0.00	\$0.00
Total Long Term Realized Capital Gain/Loss	\$0.00	\$0.00
Total Realized Capital Gain/Loss	\$0.00	\$0.00

This summary is for your reference. It is not intended for tax-reporting purposes. Taxable income is taxable at the federal level and may be taxable at the state level.

Asset Allocation on October 31, 2019

	Market Value (\$)	Percent
Equities	481,286.58	51%
Fixed Income	449,927.56	48%
Cash	12,479.98	1%
Total of Your Account	\$943,694.12	100%



MARSHALL PUBLIC SCHOOLS

Summary-Fund October 31, 2019

Sequence: L, Fd

Description	201804			201904			202004		
	Budget 18BUD	Year to Date	%	Budget 19FINAL	Year to Date	%	Budget 20Orig	Year to Date	%
E Expenditure									
01 General Fund	28,961,440.00	6,619,804.63	23%	29,739,362.00	7,098,691.44	24%	30,514,752.00	7,842,402.05	26%
02 Food Service Fund	1,718,950.00	419,377.26	24%	1,758,600.00	360,413.58	20%	1,820,050.00	437,614.64	24%
03 Transportation Fund	1,613,000.00	388,988.34	24%	1,706,429.00	417,737.68	24%	1,733,413.00	223,174.21	13%
04 Community Service Fu	2,310,429.00	430,386.58	19%	2,235,929.00	726,366.25	32%	2,286,003.00	581,799.08	25%
05 Capital Expenditure	1,628,425.00	817,372.15	50%	1,838,950.00	1,177,373.71	64%	1,595,343.00	868,366.00	54%
06 Building Construction Fund	0.00	506,723.87	0%	0.00	0.00	0%	0.00	466,619.18	0%
07 Debt Redemption Fund	2,867,098.00	321,648.75	11%	2,681,623.00	281,048.75	10%	3,281,968.00	234,589.17	7%
10 Student Entrepreneurship	0.00	3,129.42	0%	0.00	956.09	0%	0.00	1,391.68	0%
21 Student Activities	0.00	0.00	0%	0.00	0.00	0%	0.00	13,993.49	0%
25 OPEB Revocable Trust	0.00	2,778.76	0%	0.00	2,849.67	0%	0.00	2,833.94	0%
47 OPEB Debt Service	131,902.00	8,676.25	7%	131,810.00	6,142.50	5%	131,350.00	2,937.50	2%
E Expenditure	39,231,244.00	9,518,886.01	24%	40,092,703.00	10,071,579.67	25%	41,362,879.00	10,675,720.94	26%
R Revenue									
01 General Fund	(28,786,083.00)	(5,745,573.69)	20%	(29,480,560.00)	(6,123,739.59)	21%	(30,249,650.00)	(6,420,026.35)	21%
02 Food Service Fund	(1,828,601.00)	(318,555.98)	17%	(1,775,977.00)	(319,465.18)	18%	(1,827,300.00)	(339,147.46)	19%
03 Transportation Fund	(1,622,068.00)	(271,560.00)	17%	(1,634,238.00)	(362,080.00)	22%	(1,658,372.00)	(453,805.00)	27%
04 Community Service Fu	(2,236,178.00)	(517,545.11)	23%	(2,343,845.00)	(561,442.48)	24%	(2,304,253.00)	(564,331.98)	24%
05 Capital Expenditure	(1,383,987.00)	(82,752.00)	6%	(1,740,495.00)	(107,336.00)	6%	(1,708,684.00)	(196,595.00)	12%
06 Building Construction Fund	0.00	(1,321.92)	0%	0.00	0.00	0%	0.00	(29,808,900.33)	0%
07 Debt Redemption Fund	(2,853,807.00)	(15,623.25)	1%	(2,983,754.00)	(238,416.79)	8%	(3,363,105.00)	(399,033.91)	12%
10 Student Entrepreneurship	0.00	(2,259.75)	0%	0.00	(1,211.00)	0%	0.00	(219.65)	0%
21 Student Activities	0.00	0.00	0%	0.00	0.00	0%	0.00	(41,398.26)	0%
25 OPEB Revocable Trust	0.00	(37,029.64)	0%	0.00	13,596.79	0%	0.00	(17,010.38)	0%
47 OPEB Debt Service	(126,003.00)	(91.99)	0%	(132,235.00)	(694.35)	1%	(132,458.00)	(703.28)	1%
R Revenue	(38,836,727.00)	(6,992,313.33)	18%	(40,091,104.00)	(7,700,788.60)	19%	(41,243,822.00)	(38,241,171.60)	93%
Report Totals:	394,517.00	2,526,572.68	640%	1,599.00	2,370,791.07	148267%	119,057.00	(27,565,450.66)	23153%

MARSHALL PUBLIC SCHOOLS
Exp/Rev Summary - Fd
Period Ending November 30, 2019

Sequence: L, Fd

		20Orig					% YTD	Remaining
Description		Annual Budget	Period 202005	Year To Date	% YTD	Encumbrances	+ Enc	Balance
E	Expenditure							
01	General Fund	30,514,752.00	41,168.25	7,883,570.30	26%	166,109.60	26%	22,465,072.10
02	Food Service Fund	1,820,050.00	0.00	437,614.64	24%	0.00	24%	1,382,435.36
03	Transportation Fund	1,733,413.00	191,795.49	414,969.70	24%	318.79	24%	1,318,124.51
04	Community Service Fu	2,286,003.00	197,784.70	779,583.78	34%	20,984.17	35%	1,485,435.05
05	Capital Expenditure	1,595,343.00	425.00	868,791.00	54%	29,006.14	56%	697,545.86
06	Building Construction Fund	0.00	0.00	466,619.18	0%	91,284.92	0%	(557,904.10)
07	Debt Redemption Fund	3,281,968.00	0.00	234,589.17	7%	0.00	7%	3,047,378.83
10	Student Entrepreneurship	0.00	40.89	1,432.57	0%	36.29	0%	(1,468.86)
21	Student Activities	0.00	0.00	13,993.49	0%	1,745.83	0%	(15,739.32)
25	OPEB Revocable Trust	0.00	0.00	2,833.94	0%	0.00	0%	(2,833.94)
47	OPEB Debt Service	131,350.00	0.00	2,937.50	2%	0.00	2%	128,412.50
E	Expenditure	41,362,879.00	431,214.33	11,106,935.27	27%	309,485.74	28%	29,946,457.99
R	Revenue							
01	General Fund	(30,249,650.00)	43,737.44	(6,376,288.91)	21%	20,876.00	21%	(23,894,237.09)
02	Food Service Fund	(1,827,300.00)	0.00	(339,147.46)	19%	0.00	19%	(1,488,152.54)
03	Transportation Fund	(1,658,372.00)	0.00	(453,805.00)	27%	0.00	27%	(1,204,567.00)
04	Community Service Fu	(2,304,253.00)	(294.00)	(564,625.98)	25%	0.00	25%	(1,739,627.02)
05	Capital Expenditure	(1,708,684.00)	0.00	(196,595.00)	12%	0.00	12%	(1,512,089.00)
06	Building Construction Fund	0.00	0.00	(29,808,900.33)	0%	0.00	0%	29,808,900.33
07	Debt Redemption Fund	(3,363,105.00)	0.00	(399,033.91)	12%	0.00	12%	(2,964,071.09)
10	Student Entrepreneurship	0.00	0.00	(219.65)	0%	0.00	0%	219.65
21	Student Activities	0.00	0.00	(41,398.26)	0%	0.00	0%	41,398.26
25	OPEB Revocable Trust	0.00	0.00	(17,010.38)	0%	0.00	0%	17,010.38
47	OPEB Debt Service	(132,458.00)	0.00	(703.28)	1%	0.00	1%	(131,754.72)
R	Revenue	(41,243,822.00)	43,443.44	(38,197,728.16)	93%	20,876.00	93%	(3,066,969.84)
Report Totals:		119,057.00	474,657.77	(27,090,792.89)	22754%	330,361.74	22477%	26,879,488.15