

Marshall Public Schools
Treasurer's Report
For the Month Ended June 30, 2021

Account Numbers	Fund Description	Beginning Balance	Adjustments	Receipts	Disbursements	Payroll/Benefits	Ending Balance
01-101.000	General	6,102,372.92	(700,046.00)	2,629,337.37	(373,190.67)	(4,428,862.92)	3,229,610.70
02-101.000	Food Service	382,616.42	(3,153.25)	243,406.98	(155,051.67)	(365.43)	467,453.05
03-101.000	Transportation	(24,917.48)	290,585.00	804.49	(78.86)	(13,220.11)	253,173.04
04-101.000	Community Service	1,071,577.55	38,827.90	101,803.94	(154,244.60)	(90,654.95)	967,309.84
05-101.000	Capital Outlay	1,856,104.40	62,950.00	41,222.86	(51,635.31)	(2,129.70)	1,906,512.25
06-101-000	Building Construction	(82,036.84)	2,194,483.92	0.00	(2,119,339.80)	(734.62)	(7,627.34)
47-101.000	OPEB Redemption	0.00	0.00	0.00	0.00	0.00	0.00
07-101.000	Debt Redemption	1,507,367.71	0.00	1,112,569.17	(219,100.00)	0.00	2,400,836.88
		10,813,084.68	1,883,647.57	4,129,144.81	(3,072,640.91)	(4,535,967.73)	9,217,268.42

SUMMARY OF INVESTMENTS

Fund Numbers	Fund Description	Beginning Balance	Transactions	Interest Earned	Maturities	Ending Balance
01-104.000	General	578,148.48	400,000.00	11.91		978,160.39
06-104-000	Mn Trust Operating	6,942.73		0.00		6,942.73
06-104-007	Fac Maint Bond 2019A PMA	0.00				0.00
06-104-010	School Bond 2019B PMA	11,180,184.33	(1,860,317.64)	48,196.30		9,368,062.99
06-104-011	Abatement Bond 2020B PMA	582,031.97	(327,499.72)	4.47		254,536.72
06-104-012	Fac Maint Bond 2020B PMA	1,969,732.48	(6,666.56)	22.60		1,963,088.52
07-104.007	Debt Redemption	0.00				0.00
25-104.000	Bremer OPEB Trust	1,019,836.31	(82,733.52)	2,449.58		939,552.37
		15,336,876.30	(1,877,217.44)	50,684.86	0.00	13,510,343.72

Account Number	Fund Description	Balance Per Bank Statement	Outstanding Checks	Outstanding Deposits	Treasurer's End of The Month Bal.	
XXX7015	Wells Fargo - General	0.00				0.00
XXX6325	Bremer-Main Acct	1,005,339.20	422,620.91	44,810.61	627,528.90	
XXX3460	LaSalle Bank N.A. - Oper.	0.00				0.00
XXX083	MSDLAF	8,589,739.52			8,589,739.52	
XXX7049	Wells Fargo - Bond	0.00				0.00
xxx4706	Bremer OPEB Trust	0.00	0.00	0.00		0.00
Grand Totals		9,595,078.72	422,620.91	44,810.61	9,217,268.42	0.00

MSDLAF Schedule of YTD Activity

Date	Activity	Amount	Running Balance
6/6/2021	Purchasing Card	87,490.41	9,472,804.17
6/7/2021	Transfer Taxes	2,154,822.25	11,627,626.42
6/14/2021	To Bremer	1,500,000.00	10,127,626.42
6/15/2021	To Bremer	2,000,000.00	8,127,626.42
6/10/2021	Mn Fn Esser Title	73,225.91	8,200,852.33
6/15/2021	Ideas # 23	1,347,717.15	9,548,569.48
6/17/2021	Mn Fn FS Commodity Rebate	776.16	9,549,345.64
6/26/2021	Mn Fn FS May	240,178.82	9,789,524.46
6/29/2021	To Bremer	1,200,000.00	8,589,524.46
6/30/2021	Interest	215.06	8,589,739.52



PMA™

***Marshall ISD 413 Operating
Month End Investment Reconciliation***

June-21

Total Portfolio Per Books on 5/31/2021: \$6,942.73

\$0.00 New Money Wired Into Portfolio In June

06/30/21 \$0.00 Interest at MnTrust

\$0.00 Total Wired Out In June

Total Portfolio Per Books on 6/30/2021: \$6,942.73

Reconciliation to Bank Balances

06/30/21 \$0.00 Original Cost of Portfolio

Cash Balances \$6,942.73 Ending Balance Operating MN TRUST

Actual Cash Position \$6,942.73

\$0.00 Gross Difference between Cash and Books

\$0.00 Total Accrued Int.and Premium Paid in June 21

\$0.00 Total Interest Received in June 21

\$0.00 Total Wired Out in June 21



Total Portfolio Report CAR

As of: 06/30/21

PMA Financial Network

2135 CityGate Lane
7th Floor
Naperville, Illinois 60563
Telephone . 630-657-6400
Facsimile . 630-718-8701

MARSHALL ISD 413 / OPERATING

584

Type	Trans	SEQ	Purchase	Maturity	Instrument	Par-Val/Mat. Val.	Original Cost	Rate
MM					Investment Shares Portfolio	\$6,942.73	\$6,942.73	

Note: Weighted Yield & Weighted Average Portfolio Maturity are calculated only on the CD, CP, & SEC desk.

Total Amount --> \$6,942.73 \$6,942.73

Time and Dollar Weighted Portfolio Yield: 0.000 %

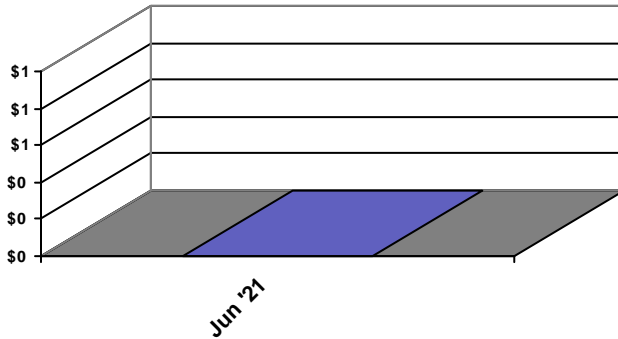
Weighted Average Portfolio Maturity: 0.00 Days

MM: 100.00%

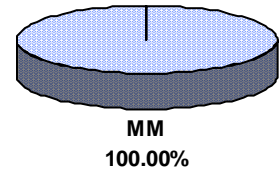
CD's: 0.00%

CP: 0.00%

SEC: 0.00%



Portfolio Maturity Summary - Maturing \$/Month



Portfolio Allocation by Transaction Type



MN TRUST Monthly Statement

Statement for the Account of:
MARSHALL ISD 413

(30558-101) OPERATING

Statement Period
Jun 1, 2021 to Jun 30, 2021

ACTIVITY SUMMARY

INVESTMENT POOL SUMMARY

	IS
Beginning Balance	\$6,942.73
Dividends	\$0.00
Credits	\$0.00
Checks Paid	\$0.00
Other Debits	\$0.00
Ending Balance	\$6,942.73
Average Monthly Rate	0.01%
TOTAL IS	\$6,942.73
TOTAL FIXED INCOME	\$0.00
ACCOUNT TOTAL	\$6,942.73

PLEASE NOTE: THE FUND WILL BE CLOSED JULY 5TH
IN OBSERVANCE OF THE INDEPENDENCE DAY
HOLIDAY

MARSHALL ISD 413
Dion Caron
401 SOUTH SARATOGA STREET
MARSHALL, MN 56258



MN TRUST Monthly Statement

(30558-205) School Building Bonds 2019B (Municipal Advisory Account)

Statement Period

Jun 1, 2021 to Jun 30, 2021

Statement for the Account of:

MARSHALL ISD 413

ACTIVITY SUMMARY

INVESTMENT POOL SUMMARY

	IS
Beginning Balance	\$1,854,825.06
Dividends	\$15.59
Credits	\$5,558,396.23
Checks Paid	\$0.00
Other Debits	(\$3,860,317.64)
Ending Balance	\$3,552,919.24
Average Monthly Rate	0.01%

PLEASE NOTE: THE FUND WILL BE CLOSED JULY 5TH IN OBSERVANCE OF THE INDEPENDENCE DAY HOLIDAY

TOTAL IS **\$3,552,919.24**

TOTAL FIXED INCOME **\$5,815,143.75**

ACCOUNT TOTAL **\$9,368,062.99**

MARSHALL ISD 413

Dion Caron
401 SOUTH SARATOGA STREET
MARSHALL, MN 56258



MN TRUST Monthly Statement

(30558-206) 2020B Abatement Bonds (Municipal Advisory Account)

Statement Period

Jun 1, 2021 to Jun 30, 2021

Statement for the Account of:

MARSHALL ISD 413

ACTIVITY SUMMARY

INVESTMENT POOL SUMMARY

	IS
Beginning Balance	\$582,031.97
Dividends	\$4.47
Credits	\$0.00
Checks Paid	\$0.00
Other Debits	(\$327,499.72)
Ending Balance	\$254,536.72
Average Monthly Rate	0.01%

PLEASE NOTE: THE FUND WILL BE CLOSED JULY 5TH IN OBSERVANCE OF THE INDEPENDENCE DAY HOLIDAY

TOTAL IS **\$254,536.72**

TOTAL FIXED INCOME **\$0.00**

ACCOUNT TOTAL **\$254,536.72**

MARSHALL ISD 413

Dion Caron
401 SOUTH SARATOGA STREET
MARSHALL, MN 56258



MN TRUST Monthly Statement

Statement for the Account of:
MARSHALL ISD 413

(30558-207) 2020B Facility Maintenance Bonds (Municipal Advisory Account)

Statement Period
Jun 1, 2021 to Jun 30, 2021

ACTIVITY SUMMARY

INVESTMENT POOL SUMMARY

	IS
Beginning Balance	\$1,719,732.48
Dividends	\$14.10
Credits	\$250,008.50
Checks Paid	\$0.00
Other Debits	(\$256,666.56)
Ending Balance	\$1,713,088.52
Average Monthly Rate	0.01%
<hr/>	
TOTAL IS	\$1,713,088.52
<hr/>	
TOTAL FIXED INCOME	\$250,000.00
<hr/>	
ACCOUNT TOTAL	\$1,963,088.52

PLEASE NOTE: THE FUND WILL BE CLOSED JULY 5TH
IN OBSERVANCE OF THE INDEPENDENCE DAY
HOLIDAY

MARSHALL ISD 413
Dion Caron
401 SOUTH SARATOGA STREET
MARSHALL, MN 56258

BREMER BANK

PO Box 1000
Lake Elmo, MN 55042-1000

Last statement: May 31, 2021
This statement: June 30, 2021
Total days in statement period: 30

Page 1 of 2
XXXXXX2365
(0)

INDEPENDENT SCHOOL DISTRICT 413
MONEY MARKET ACCOUNT
401 S SARTOGA ST
MARSHALL MN 56258

Direct inquiries to:
Your Local Branch or, 800-908-Bank
(2265)

Bremer Bank National Association
372 St Peter St
St Paul MN 55102

Money Market Premier Business

Account number	XXXXXX2365	Beginning balance	\$578,148.48
Low balance	\$578,148.48	Total additions	1,400,011.91
Average balance	\$724,815.15	Total subtractions	1,000,000.00
Avg collected balance	\$724,815	Ending balance	\$978,160.39
Interest paid year to date	\$78.62		

DEBITS

Date	Description	Subtractions
06-10	' Cash Mgmt Trsfr Dr REF 1610607L FUNDS TRANSFER TO DEP XXX6325 FROM	500,000.00
06-10	' Cash Mgmt Trsfr Dr REF 1610607L FUNDS TRANSFER TO DEP XXX6325 FROM	500,000.00

CREDITS

Date	Description	Additions
06-02	' Cash Mgmt Trsfr Cr REF 1530651L FUNDS TRANSFER FRMDEP XXX6325 FROM	500,000.00
06-10	' Cash Mgmt Trsfr Cr REF 1610718L FUNDS TRANSFER FRMDEP XXX6325 FROM	500,000.00
06-30	' Cash Mgmt Trsfr Cr REF 1810704L FUNDS TRANSFER FRMDEP XXX6325 FROM	400,000.00
06-30	' Interest Credit	11.91

DAILY BALANCES

Date	Amount	Date	Amount	Date	Amount
05-31	578,148.48	06-02	1,078,148.48	06-10	578,148.48

Overview of Your Account - 544706 Independent School District 413 (Marshall Public Schools) OPEB Rev Trust

Investment Objective: Balanced

Activity Summary

	This Period (\$)	Year to Date (\$)
Beginning Market Value	1,019,836.31	875,270.55
Cash and security transfers	0.00	0.00
Contributions	0.00	29.49
Income & Capital Gain Distributions	2,449.58	23,313.89
Withdrawals and fees	-90,640.27	-98,547.17
Change in Account Value	7,906.75	139,485.61
Market Value on Jun 30, 2021	\$939,552.37	\$939,552.37

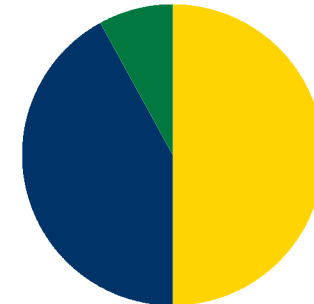
Income Earned

	This Period (\$)	Year to Date (\$)
Taxable Income	0.00	0.00
Tax-Exempt Income	2,449.58	18,773.80
Tax-Deferred Income	0.00	0.00
Total Income Earned	\$2,449.58	\$18,773.80
Total Short Term Realized Capital Gain/Loss	-\$1,320.55	-\$1,320.55
Total Long Term Realized Capital Gain/Loss	\$12,656.49	\$26,882.84
Total Realized Capital Gain/Loss	\$11,335.94	\$25,562.29

This summary is for your reference. It is not intended for tax-reporting purposes. Taxable income is taxable at the federal level and may be taxable at the state level.

Asset Allocation on June 30, 2021

	Market Value (\$)	Percent
Equities	470,045.80	50%
Fixed Income	395,255.52	42%
Cash	74,251.05	8%
Total of Your Account	\$939,552.37	100%





Account Statement

For the Month Ending **June 30, 2021**

Consolidated Summary Statement

Marshall Independent School District #413

Portfolio Summary

Portfolio Holdings	Cash Dividends and Income	Closing Market Value	Current Yield
MSDLAF+ Liquid Class	16.25	571,577.93	0.01 %
MSDLAF+ MAX Class	198.81	8,018,161.59	0.03 %
Total	\$215.06	\$8,589,739.52	

Investment Allocation

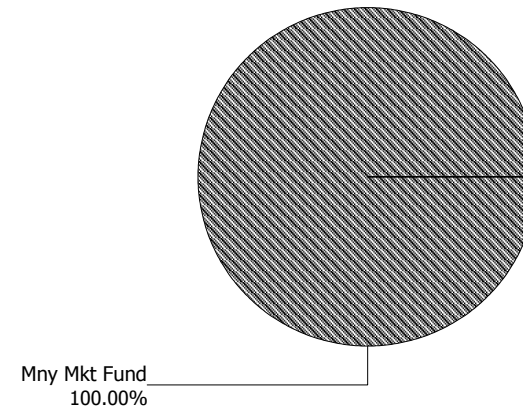
Investment Type	Closing Market Value	Percent
Money Market Mutual Fund	8,589,739.52	100.00
Total	\$8,589,739.52	100.00%

Maturity Distribution (Fixed Income Holdings)

Portfolio Holdings	Closing Market Value	Percent
Under 30 days	8,589,739.52	100.00
31 to 60 days	0.00	0.00
61 to 90 days	0.00	0.00
91 to 180 days	0.00	0.00
181 days to 1 year	0.00	0.00
1 to 2 years	0.00	0.00
2 to 3 years	0.00	0.00
3 to 4 years	0.00	0.00
4 to 5 years	0.00	0.00
Over 5 years	0.00	0.00
Total	\$8,589,739.52	100.00%

Weighted Average Days to Maturity 1

Sector Allocation





Account Statement

For the Month Ending **June 30, 2021**

Consolidated Summary Statement

Marshall Independent School District #413

Account Number	Account Name	Opening Market Value	Purchases / Deposits	Redemptions / Sales/ Maturities	Unsettled Trades	Change in Value	Closing Market Value	Cash Dividends and Income
600083	Marshall ISD #413	9,560,084.54	5,316,935.18	(6,375,307.17)	0.00	0.00	8,501,712.55	214.89
600791	P- Card Program	210.04	175,307.34	(87,490.41)	0.00	0.00	88,026.97	0.17
Total		\$9,560,294.58	\$5,492,242.52	(\$6,462,797.58)	\$0.00	\$0.00	\$8,589,739.52	\$215.06

MARSHALL PUBLIC SCHOOLS

Summary-Fund-June 30 2021

Sequence: L, Fd

Description	201912			202012			202112		
	Budget 19FINAL	Year to Date	%	Budget 20BUD	Year to Date	%	Budget 21BUD	Year to Date	%
E Expenditure									
01 General Fund	29,739,362.00	29,350,416.39	99%	31,296,871.00	30,954,572.77	99%	31,703,991.00	31,114,075.94	98%
02 Food Service Fund	1,758,600.00	1,727,281.24	98%	1,823,550.00	1,795,523.01	98%	1,970,004.00	1,977,842.58	100%
03 Transportation Fund	1,706,429.00	1,700,761.94	100%	1,741,036.00	1,733,787.51	100%	1,685,305.00	1,743,294.74	103%
04 Community Service Fu	2,235,929.00	2,213,502.28	99%	2,243,779.00	2,195,494.05	98%	2,305,219.00	2,256,152.76	98%
05 Capital Expenditure	1,838,950.00	1,775,072.50	97%	1,674,196.00	1,384,178.91	83%	1,301,431.00	1,148,549.91	88%
06 Building Construction Fund	0.00	18,616.15	0%	0.00	2,687,276.53	0%	0.00	19,689,786.89	0%
07 Debt Redemption Fund	2,681,623.00	2,680,947.50	100%	3,235,679.00	6,267,198.17	194%	4,258,828.00	4,259,768.33	100%
10 Student Entrepreneurship	0.00	5,153.01	0%	0.00	270.97	0%	0.00	521.35	0%
21 Student Activities	0.00	0.00	0%	0.00	25,637.30	0%	0.00	301.55	0%
25 OPEB Revocable Trust	0.00	80,003.90	0%	0.00	83,694.11	0%	0.00	98,547.17	0%
47 OPEB Debt Service	131,810.00	131,810.00	100%	131,350.00	131,112.50	100%	0.00	0.00	0%
E Expenditure	40,092,703.00	39,683,564.91	99%	42,146,461.00	47,258,745.83	112%	43,224,778.00	62,288,841.22	144%
R Revenue									
01 General Fund	(29,480,560.00)	(29,463,379.90)	100%	(31,055,021.00)	(30,461,432.25)	98%	(31,271,327.00)	(28,037,392.84)	90%
02 Food Service Fund	(1,775,977.00)	(1,759,682.71)	99%	(1,848,800.00)	(1,904,569.36)	103%	(1,867,168.00)	(1,895,238.07)	102%
03 Transportation Fund	(1,634,238.00)	(1,633,187.51)	100%	(1,695,060.00)	(1,638,186.78)	97%	(1,792,683.00)	(1,873,646.22)	105%
04 Community Service Fu	(2,343,845.00)	(2,397,143.36)	102%	(2,297,751.00)	(2,341,161.04)	102%	(2,365,286.00)	(2,200,762.91)	93%
05 Capital Expenditure	(1,740,495.00)	(1,744,290.86)	100%	(1,790,451.00)	(1,806,329.94)	101%	(1,118,564.00)	(1,355,232.51)	121%
06 Building Construction Fund	0.00	(1,648,777.79)	0%	0.00	(30,385,860.64)	0%	0.00	(3,502,155.43)	0%
07 Debt Redemption Fund	(2,983,754.00)	(3,028,047.18)	101%	(3,244,374.00)	(6,235,163.46)	192%	(4,587,048.00)	(4,461,397.78)	97%
10 Student Entrepreneurship	0.00	(3,918.18)	0%	0.00	617.01	0%	0.00	(667.75)	0%
21 Student Activities	0.00	0.00	0%	0.00	(51,432.00)	0%	0.00	(316.69)	0%
25 OPEB Revocable Trust	0.00	(51,621.74)	0%	0.00	(27,940.91)	0%	0.00	(160,270.77)	0%
47 OPEB Debt Service	(132,235.00)	(131,753.39)	100%	(131,301.00)	(131,294.70)	100%	0.00	0.00	0%
R Revenue	(40,091,104.00)	(41,861,802.62)	104%	(42,062,758.00)	(74,982,754.07)	178%	(43,002,076.00)	(43,487,080.97)	101%
Report Totals:	1,599.00	(2,178,237.71)	136225%	83,703.00	(27,724,008.24)	33122%	222,702.00	18,801,760.25	8443%